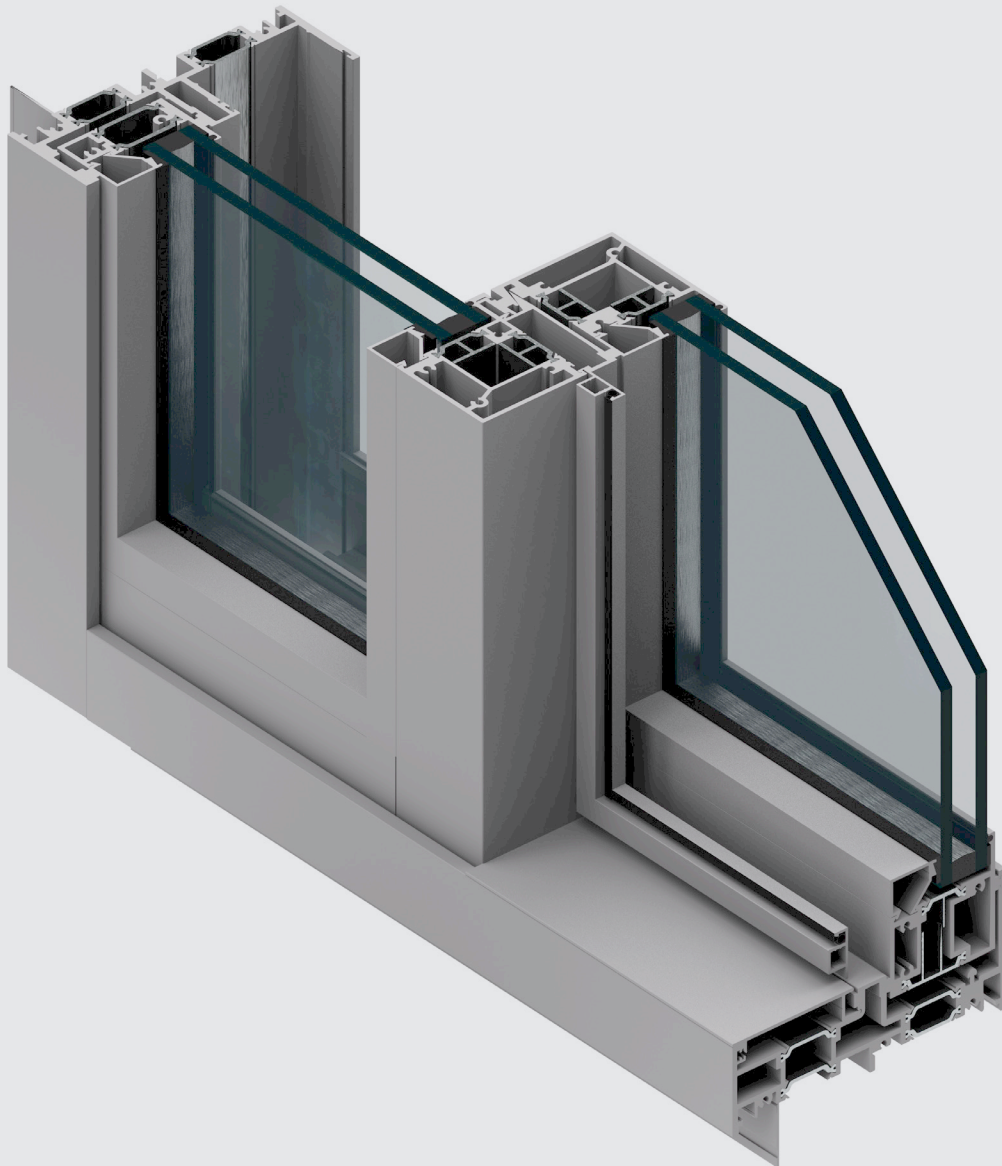


Series 7620 Sliding Window



Build Better

PERFORMANCE LINE: Our Series 7000 family of moving glass walls and windows addresses energy and structural requirements while promoting contemporary design.

Series 7620 Sliding Window

The Series 7620 Sliding Window features one or two sliding sash in XO, OX, XX, and OXO configurations. The Series 7620 offers a design pressure rating for commercial applications such as luxury hotels and resorts, office spaces, and multi-family housing. Designed with a 5.875" frame depth (ideal for noise reduction and security glass), it can be integrated with our hinged doors, sliding doors, and fixed window walls for maximum views and ventilation. The double-sash sliding window is available in sizes up to 120" x 72".

ENERGY EFFICIENCY

A .35 U-value for standard low-E, dual-pane glass gives the window excellent energy efficiency. Plus, a signature aluminum extrusion design utilizing custom Insulbar technology further reduces energy consumption. The windows comply with California's strict Title 24 requirements.

FEATURES

The sliding window can be mullered to most of our product lines. This male/female mulling feature is unique in aluminum fenestration products, and it eliminates the need for operable inserts while maximizing glass and narrowing sightlines. The sliding panels are equipped with durable Celcon rollers mounted in nylon housings. A T-lock engages an integrated strike in the frame's center bar. Durable aluminum-frame screens complement the window's clean, contemporary style. Screen frames match the window frame's color.

FINISHES AND COLORS

Finishes are available in-stock or as designer selections, and they can be customized to match nearly any color. Split finishes are available in many combinations. Bronze Anodized and Satin Anodized come standard with a Class 1 coating thickness for increased smoothness and durability. Our designer colors include a high-quality paint finish that conforms to a minimum rating of AAMA-2605, currently the highest rating for organic finishes.

PERFORMANCE

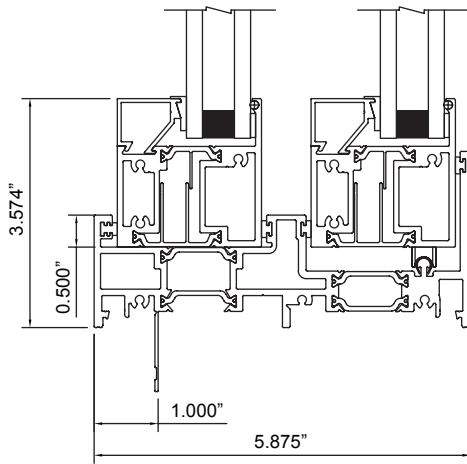
Frame Depth	5 7/8"
AAMA Product Designation (AAMA/WDMA/CSA101/I.S.2/A440 Designation)	CW-PG50-96x108-HS
Test Configuration	96" x 108" OX/O
Air Infiltration (Per ASTM E 283)	.14 cfm/sf @1.57 psf
CSA A440 Air	N/A
Water Resistance (Per ASTM E 547)	9.2 psf
Uniform Load Deflection (Per ASTM E 330)	50 psf
Uniform Load Structural (Per ASTM E 330)	75 psf
Forced Entry Resistance	ASTM F588 Type A and CAWM 301 Type I
U-Factor (Per NFRC 100)*	0.35
CR (Per NFRC 500)*	53
CRF Frame (Per AAMA 1503)	71

Actual values may vary depending on product specifications and configuration.
*Glass Makeup = 1" OA E366/Argon/Clear

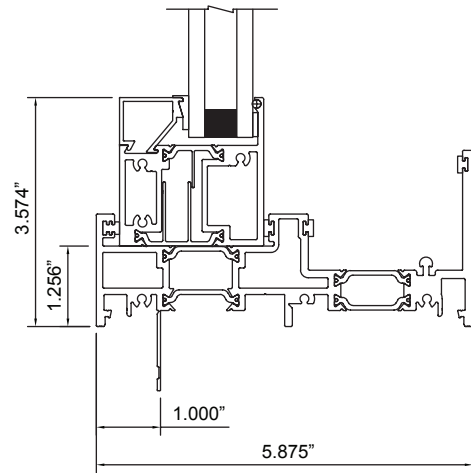


Series 7620 Horizontal Sliding Window

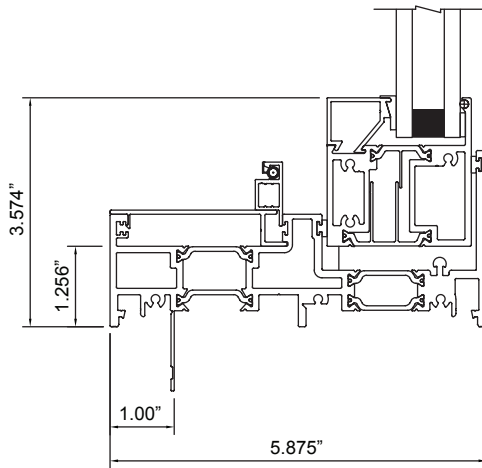
Series 7620 Sliding Window



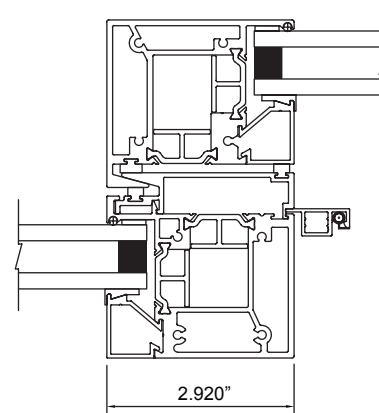
all panel condition



fixed panel condition

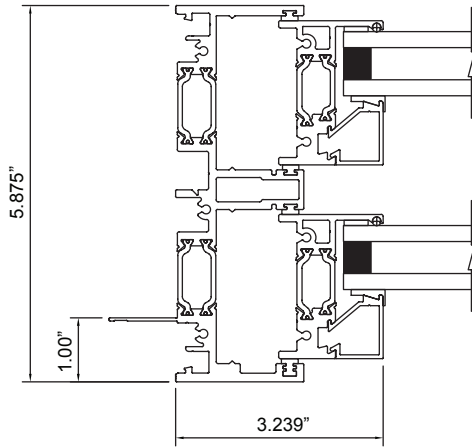


vent panel condition

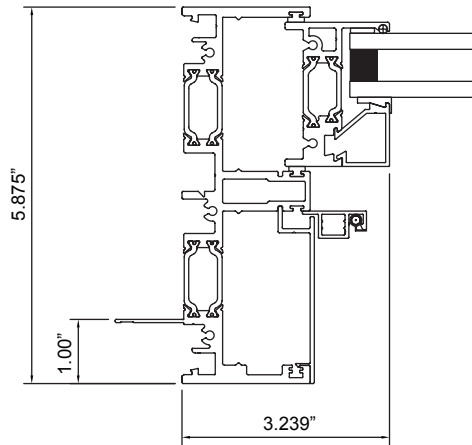


interlock condition

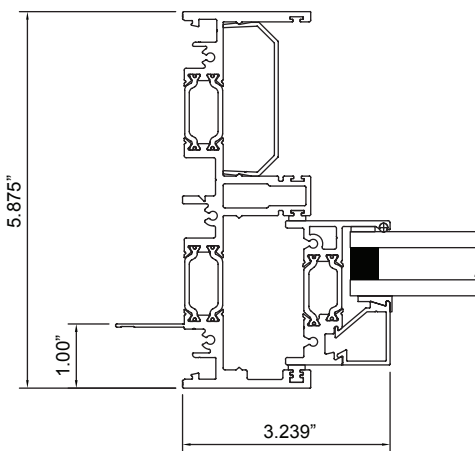
Series 7620 Sliding Window



all panel condition



vent panel condition



fixed panel condition